


# Poppy Cat

## Make your own cork boats!

### What you will need:


- 3 Corks (per boat)
- 2 rubber bands
- A toothpick
- Poppy Cat Sails printed
- Colourful tape (optional)
- Scissors



1 Put your three corks together and wrap your rubber bands around. Now flatten your corks so they are in a neat row



2 Cut out your sails or design your own!





3 Pierce your sails with a toothpick, and add a "wimple" made from tape



4 Carefully put your toothpick into your cork and you are ready to play!



# Poppy Cat



Special thanks to Pippa age 4 and Max age 6!

Thanks to Maggie Woodley, a passionate crafter and mum of two. Find all her crafty ideas on Red Ted Art [www.redtedart.com](http://www.redtedart.com)